

## LESSON PLAN : APRIL 2017

|                         |   |  |
|-------------------------|---|--|
| <b>English</b>          | : | * Lesson - 1 (At the Farm)<br>* Sound - sh, ck<br>* Poem - My First Day<br>* Comprehensive Q/A based on L - 1<br>Picture description based on Nouns  |
| <b>Grammar Activity</b> | : | * Vowels, Singular / Plural, Genders<br>* Paste 5 pictures of Nouns  |
| <b>Hindi</b>            | : | आ, इ की मात्रा, संज्ञा<br>कविता – बरखा रानी  |
| <b>Punjabi</b>          | : | ੳ, ਅ (ਅੱਖਰ)  |
| <b>Maths</b>            | : | 1. Activity Pages 5 to 15<br>2. Counting 201-300<br>3. Concept (a) concept of zero (b) expanded form<br>4. Number Names & Numerals (1-50)<br>5. Tables & Jumble Tables (2, 5, 10)<br>6. Put sign (till 100)<br>7. Before/After/Between (till 100),<br>8. Circle the greatest / smallest (till 100) |
| <b>EVS</b>              | : | L - 2, L - 1 (Activity)  |
| <b>G.K.</b>             | : | L - 1 to 5   |
| <b>Computer</b>         | : | Topic : Basics of Computer and Its Parts.<br>One Activity to be done.<br>Practical - Word Pad and Notepad.   |
| <b>Drawing</b>          | : | 5 fruits & 5 vegetables<br>Book Pages : 1 - 5  |
| <b>Music</b>            | : | Oral - Introduction of Music Singing -<br>Gayatri Mantra   |
| <b>Moral Science</b>    | : | L - 1  |
| <b>Edu. Sports</b>      | : |  |

## SKILL ASSESSMENT - I

|                   |  |
|-------------------|--|
| <b>English :</b>  | Listening Skill (Pen-paper test based on Audio Clip) |
| <b>Hindi :</b>    | श्रवण कौशल   |
| <b>Maths :</b>    | Mental Maths   |
| <b>E.V.S. :</b>   | Activity (Based on Healthy habits)                   |
| <b>Punjabi :</b>  | Activity (ਅੱਖਰ ਦੀ ਪਹਿਚਾਣ)                            |
| <b>G.K. :</b>     | Hawan Mantra - गायत्री मंत्र with sarlarth           |
| <b>Computer :</b> | Practical (Based on Wordpad)                         |

*Important Days :* Prize Distribution



*Happiness is the art of making a bouquet of those flowers within reach.*



## LESSON PLAN : MAY 2017

|                      |   |  |
|----------------------|---|--|
| <b>English</b>       | : | * Lesson - 2 (Hoppity, hop! Splash, Splash!)<br>* Poem - On the Bus  |
| <b>Grammar</b>       | : | * Forms of verb  |
| <b>Hindi</b>         | : | ई की मात्रा<br>कविता – बया हमारी चिड़िया रानी,<br>रचनात्मक कार्य, लिंग बदलो  |
| <b>Punjabi</b>       | : | ਦੁਹਰਾਈ   |
| <b>Maths</b>         | : | 1. M.C.Q<br>2. Add and Subtract (single digit)<br>3. Mental Maths (unlimited), Maths Activity<br>Book - Pg. 1 to 9, 20, 21, 23, 25, 26, 27, 30,<br>31, 32, 33 34, 38, 40, 46 |
| <b>EVS</b>           | : | L - 3, 4   |
| <b>G.K.</b>          | : | L - 6 to 10  |
| <b>Computer</b>      | : | Topic : Basics of Computer and its parts. One<br>activity to be done. Practical - Word Pad and<br>Notepad  |
| <b>Drawing</b>       | : | Fruit Basket<br>Book Pages : 6 - 10  |
| <b>Music</b>         | : | Singing : Action Song - All children love to<br>run and play .....   |
| <b>Moral Science</b> | : | L - 2  |
| <b>Edu. Sports</b>   | : |  |

|                |   |   |
|----------------|---|---|
| <b>English</b> | : | <b>SKILL ASSESSMENT - I</b><br>Notebook Checking              |
| <b>Hindi</b>   | : | अभ्यास पुस्तिका जाँच  |
| <b>Maths</b>   | : | Notebook Checking   |
| <b>E.V.S.</b>  | : | 1. Notebook Checking<br>2. Speaking Skill (Self Introduction) |
| <b>Punjabi</b> | : | Notebook Checking   |
| <b>G.K.</b>    | : | 1. Reading Skill - Newspaper Reading<br>2. Book Checking      |

*Important Days :* 20 - 27 Pre-Mid Term Assessment  
2nd - Labour Day  
4th - Dairy Product Day

Do not give up .....  
the beginning is always  
the hardest  
"You Win" .....





# SUMMER VACATION

Enjoy your vacation with : *Vacation Caravan*

## KEEP IN MIND :

- \* Eat healthy food.
- \* Develop reading habit.
- \* Inculcate creativity by learning to make craft items.
- \* Avoid too much T.V. viewing.
- \* Follow regular hygiene habits.
- \* Remain a happy child. Always keep smiling.
- \* Value neatness, obedience & respect all.
- \* Learn to be independent in doing small jobs as laces tying, buttoning up shirt, keeping things in proper place.



*It's a great fun time !*



## LESSON PLAN : JULY 2017

|                      |  |
|----------------------|--|
| <b>English</b>       | : * L - 3 (Happy Birthday) L - 4 (Bobby and Robby)<br>Poem - A Little Seed<br>* Paragraph Writing - My School bag, My Class Teacher, Picture description based on action words, Comprehensive questions based on L - 3<br>4 Story - Thirsty Crow   |
| <b>Grammar</b>       | : * Singular / Plural, Punctuation, Use of He/She, Nouns, is, am, are, Gender, has/have  |
| <b>Activity</b>      | : * Draw 5 things you see at Birthday party  |
| <b>Hindi</b>         | : उ, ऊ की मात्रा, संज्ञा, विलोम शब्द<br>कविता – कैसे पढ़ पाएँ अखबार  |
| <b>Punjabi</b>       | : ਏ, ਸ, ਹ (ਅੱਖਰ)   |
| <b>Maths</b>         | : 1. Counting 301 - 500<br>2. Tables 0, 1, 2, 3, 4, 5, 10<br>3. Number Names & Numerals (51 - 100)<br>4. Concept : a) Tens & Ones<br>b) Patterns<br>5. Jumbled Tables 0, 1, 2, 3, 4, 5, 10<br>6. Circle the greatest/smallest (upto 200)<br>7. Put signs (till 200)<br>8. Before / After / Between (till 200)<br>9. Add and Sub. on a number line. |
| <b>EVS</b>           | : L - 6, 7 L - 5 (Activity)  |
| <b>G.K.</b>          | : L - 11 to 15   |
| <b>Computer</b>      | : Topic - Uses of Computer, One Activity to be done.<br>Practical - Kea colouring  |
| <b>Drawing</b>       | : Face of Boy & Girl. Book Pg. No. : 11 to 15  |
| <b>Music</b>         | : Oral Introduction of sawars singing - shanti path, school prayer   |
| <b>Moral Science</b> | : L - 3  |
| <b>Edu. Sports</b>   |  |

### SKILL ASSESSMENT - I (Contd.)

|                |   |
|----------------|---|
| <b>English</b> | : Creative Writing (Completion of a story using hints)                        |
| <b>Hindi</b>   | : रचनात्मक कार्य (कहानी पूरी करो – चित्र और निर्देशानुसार)                    |
| <b>Maths</b>   | : Logical Reasoning   |
| <b>E.V.S.</b>  | : Lab Activity (Based on Lesson 7)  |
| <b>Punjabi</b> | : Activity (ਅੱਖਰਾਂ ਦੀ ਪਹਿਚਾਣ)   |
| <b>G.K.</b>    | : 1. Hawan Mantra - शांति पाठ<br>2. Speaking Skill (Based on Current Affairs) |



*Important Days* : Green Week



*The goal of life is living in agreement with nature.*



## LESSON PLAN : AUGUST 2017


|                      |   |
|----------------------|---|
| <b>English</b>       | : * L - 5 (What does the Prince want ?)<br>Comprehensive questions based on L - 5   |
| <b>Grammar</b>       | : * Forms of Verb, Opposites  |
| <b>NOTE</b>          | : * Grammar covered in April - May will be part of Evaluation.  |
| <b>Activity</b>      | : * Draw / colour five things we see at birthday party.   |
| <b>Hindi</b>         | : ए, ऐ की मात्रा, कविता – जानवरों का मेला, रचनात्मक कार्य, वचन बदलो   |
| <b>NOTE</b>          | : Assignment based on April-May Syllabus will be part of Evaluation.  |
| <b>Punjabi Maths</b> | : क, ख, ग ( अक्षर)<br>1. Add on Abacus 2. Mental Maths<br>3. Add & Sub. (simple 2 digit), horizontal /Vertical<br>4. M.C.Q. (unlimited) 5. Ordinal No.<br>6. Problem Sums<br>Maths Activity Book Pg. 10, 11, 18, 19, 22, 24, 28, 35, 36, 44, 45, 47, 49, 58 |
| <b>EVS</b>           | : L - 8, 9<br>Activity : Paste pictures of our helpers in the school.   |
| <b>G.K.</b>          | : L - 16 to 20  |
| <b>Computer</b>      | : Topic - Uses of Computer<br>Practical - Kea colouring, One activity to be done  |
| <b>Drawing</b>       | : Hut & Tree, Book Pages : 16 - 20  |
| <b>Music</b>         | : Orals - How many Sawars ? Singing English Song "All children - Prayer" Bache Tere Hum.  |
| <b>Moral Science</b> | : L - 4   |
| <b>Edu. Sports</b>   |   |

### SKILL ASSESSMENT - I (Contd.)


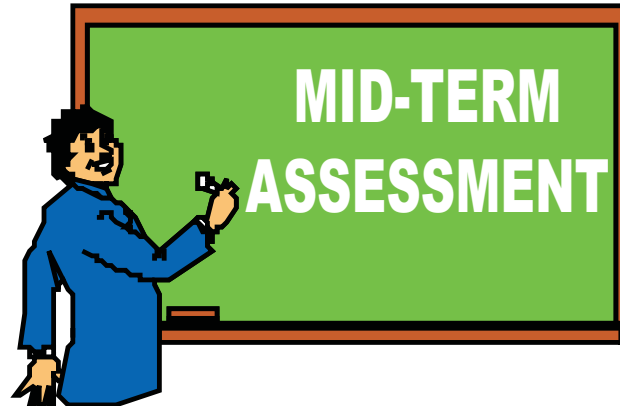

|                 |  |
|-----------------|--|
| <b>English</b>  | : 1. Speaking Skills (Sustain for life-class presentation)<br>2. Notebook Checking |
| <b>Hindi</b>    | : 1. वाचन कौशल (मेरा परिचय)<br>2. Notebook Checking                                |
| <b>Maths</b>    | : 1. Lab. Activity + Worksheet (Based on Abacus)<br>2. Notebook Checking           |
| <b>E.V.S.</b>   | : 1. Environmental Sensitivity (Houses for all)<br>2. Notebook Checking            |
| <b>Punjabi</b>  | : Notebook Checking  |
| <b>G.K.</b>     | : 1. Activity (Based on Time)<br>2. Book Checking                                  |
| <b>Computer</b> | : Practical + Viva (Kea colouring)   |

### *Important Days :*


### *Celebration of Independence Day*





SEPTEMBER : 2017



- Revision
- Completion of Skill Assessment - 1



*I hear and I forget.  
I see and I remember.  
I do and I understand.*



## LESSON PLAN : OCTOBER 2017

|                       |  |
|-----------------------|--|
| <b>English</b>        | : * L - 6 (Arun and Tara)<br>* Poem - Mice are Nice  |
|                       | : * Comprehensive Q/A based on L - 6,<br>Paragraph Writing - A Cow, My Classroom<br>Story - The Greedy Dog, Prepositions   |
| <b>Grammar</b>        | : * Singular/ Plural, Punctuation, is/am/are,<br>Nouns, articles, genders, opposites   |
| <b>Activity Hindi</b> | : * Draw and colour five opposites.<br>ओ, औ की मात्रा, संज्ञा<br>कविता – भोली सी गौरैया  |
| <b>Punjabi Maths</b>  | : ਘ, ਙ (ਅੱਖਰ)<br>1. Counting : 501 - 700<br>2. Concept - Increasing and Decreasing order (2 digit)<br>3. Tables 1 to 7<br>4. Skip Counting (2, 3, 5),<br>5. Odd and even numbers (1-50)<br>6. Jumbled Tables 1 to 7<br>7. Multiplication (single digit)<br>8. Sums - Addition (with carry)<br>9. Number Names & Numerals (101-200)<br>10. Add and Subtract sums 2 digit simple |
| <b>EVS</b>            | : L - 11 , L - 10 (Activity)   |
| <b>G.K.</b>           | : L - 21 to 24   |
| <b>Computer</b>       | : Practical - Typing Bio-data. Topic - The<br>Keyboard, One activity to be done.   |
| <b>Drawing</b>        | : Figures of Boy & Girl, Book Pg. : 21 - 25  |
| <b>Music</b>          | : Oral : How many saptaks are there ?<br>Singing : National Anthem, Bhajan   |
| <b>Moral Science</b>  | : L - 5, 6   |
| <b>Edu. Sports</b>    |  |

### SKILL ASSESSMENT - II

|                 |                                   |
|-----------------|-----------------------------------|
| <b>English</b>  | : Reading and Comprehension Skill |
| <b>Hindi</b>    | : अपठित गद्यांश                   |
| <b>Maths</b>    | : Mental Maths                    |
| <b>E.V.S.</b>   | : Activity (Word of Plants)       |
| <b>G.K.</b>     | : Hawan Mantra आचमन मंत्र         |
| <b>Computer</b> | : Activity (Typing biodata)       |



## LESSON PLAN : NOVEMBER 2017

|                      |   |
|----------------------|---|
| <b>English</b>       | : * L - 7 (Clever Fred)<br>* Poem - A Little Bird's Song<br>Comprehensive Q/A based on L - 7  |
| <b>Grammar</b>       | : * Word-Meaning, forms of verb   |
| <b>NOTE</b>          | : * Grammar covered from April to September will be part of Evaluation.   |
| <b>Hindi</b>         | : अनुस्वार मात्रा, कविता – चंदा मामा, रचनात्मक कार्य, लिंग बदलो   |
| <b>NOTE</b>          | : Assignment based on April to September will be part of Evaluation.  |
| <b>Punjabi</b>       | : ਚ, ਛ, ਜ (ਅੱਖਰ)  |
| <b>Maths</b>         | : 1. Problem sums ( +, - ) simple<br>2. Mental Maths<br>3. MCQ<br>4. Subtraction on Abacus<br>5. Time, Maths Activity Book pg. 29<br>42, 43, 46, 50, 51, 54, 65, 74 |
| <b>EVS</b>           | : L - 12, 13<br>Activity - Paste pictures of medicinal plants.  |
| <b>G.K.</b>          | : L - 25 to 27  |
| <b>Computer</b>      | : Topic : The Keyboard. One activity to be done.<br>Practical : Typing of Bio-Data.   |
| <b>Drawing</b>       | : Dusshera Scene. Book Pg. No. 26 to 30   |
| <b>Music</b>         | : Oral : To be introduced by CASIO<br>Singing - Group Song  |
| <b>Moral Science</b> | : L - 7, Activity - Paste pictures of Life Mantras  |
| <b>Edu. Sports</b>   |   |

### SKILL ASSESSMENT - II

|                 |  |
|-----------------|--|
| <b>English</b>  | : Notebook Checking  |
| <b>Hindi</b>    | : अभ्यास पुस्तिका जाँच   |
| <b>Maths</b>    | : Notebook Checking  |
| <b>E.V.S.</b>   | : Notebook Checking  |
| <b>G.K.</b>     | : 1. Speaking Skill (Based on Current Affairs)<br>2. Book Checking |
| <b>Computer</b> | : Practical + Viva (Typing bio-data)                               |
| <b>Punjabi</b>  | : 1. Activity ( ਵਰਣਾ ਦਾ ਕ੍ਰਮ ਵਿੱਚ ਉਚਾਰਣ )<br>2. Notebook Checking  |

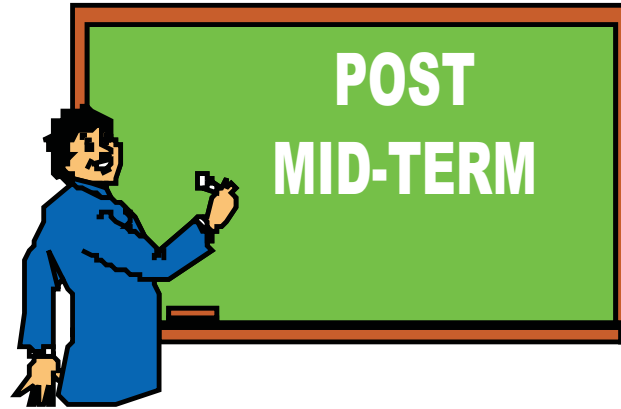


**Give the  
World the  
best you have  
& the best will  
come to  
you.**

DECEMBER : 2017



A journey  
of a thousand miles  
begins with a single step.



- ★ REVISION
- ★ WINTER BREAK



★ *Obstinacy is the sister of constancy.* ★

## LESSON PLAN : JANUARY 2018

|                      |   |
|----------------------|---|
| <b>English</b>       | : L - 8 (Free and Happy)<br>* Poem - I Use My Brain<br>* Comprehensive Q/A based on Lessons - 8<br>M.C.Q., Picture composition, Story - A fowler and the doves, Paragraph - My School, My Mother  |
| <b>Grammar</b>       | : * Nouns, Punctuation, Articles, Days of week, singular/plural, Genders, opposites, is, am, are  |
| <b>Activity</b>      | : * Paste picture of your mother and write five lines on her.   |
| <b>Hindi</b>         | : चंद्रबिन्दु, ऋ की मात्रा, संज्ञा, वचन बदलो<br>कविता - मैं भी भीगूँ  |
| <b>Punjabi</b>       | : ਝ, ਞ (ਅਖਰ)  |
| <b>Maths</b>         | : 1. Concept - Calendar.<br>2. Tables - (1 to 10),<br>3. Jumbled Tables (1 to 10)<br>4. Place Value (till hundreds)<br>5. Sub. (with borrow)<br>6. Multiplication (single digit)<br>7. Add (with carry)<br>8. Counting 701 - 999<br>9. Data Handling<br>10. Number Names & Numerals (201 to 500)<br>12. Before / After / Between (till 300) |
| <b>EVS</b>           | : L - 14, 15, L - 17 (Activity)<br>Activity - Paste pictures of different sources of water.   |
| <b>G.K.</b>          | : L - 28 to 32  |
| <b>Computer</b>      | : Topic : MS Paint and its tools.<br>One activity to be done.<br>Practical : MS Paint + TUX MATH  |
| <b>Drawing</b>       | : Landscape, Book Pg. : 31 - 35   |
| <b>Music</b>         | : Oral : Learn song "We are younger....<br>Singing : We are younger .....   |
| <b>Moral Science</b> | : L - 8, 9  |
| <b>Edu. Sports</b>   |   |

### SKILL ASSESSMENT - II (Contd.)

|                |  |
|----------------|--|
| <b>English</b> | : Creative Writing (Rearranging a story)                                   |
| <b>Hindi</b>   | : रचनात्मक कार्य (कहानी लेखन)  |
| <b>Maths</b>   | : Logical Reasoning  |
| <b>E.V.S.</b>  | : Speaking Skill (Special Vehicles)  |
| <b>G.K.</b>    | : 1. Hawan Mantra अंग स्पर्श मंत्र<br>2. Reading Skill (Newspaper Reading) |



*Important Days : Book Week*



*"Self Confidence and power of will, surmounts difficulties and leads uphill."*



## LESSON PLAN : FEBRUARY 2018

|                      |   |
|----------------------|---|
| <b>English</b>       | : L - 9 (Sports Day)<br>M.C.Q., Rhyming words, Puzzle<br>Comprehensive Q/Ans. based on L - 9  |
| <b>Grammar</b>       | : * Forms of Verb, Word Meanings  |
| <b>NOTE</b>          | : Grammar covered from April to<br>December will be part of evaluation.   |
| <b>Hindi</b>         | : विसर्ग मात्रा, कविता – घंटी की<br>टन-टन, विलोम शब्द, रचनात्मक<br>कार्य  |
| <b>NOTE</b>          | : Assignment based on April to<br>December Syllabus will be part of<br>evaluation.  |
| <b>Punjabi</b>       | : ਓ ਤੋਂ ਵ (Oral)  |
| <b>Maths</b>         | : 1. Problem sums (+, -) carry & borrow<br>2. Mental Maths (unlimited)<br>3. MCQ (unlimited) 4. Shapes<br>5. Money<br>Maths Activity Book pg. 41, 51, 52,<br>53, 59, 60, 63, 64, 68, 69, 75, 76, 77,<br>78, 80<br>Double digit multiplication and division<br>to be done in II std. |
| <b>EVS</b>           | : L - 16, 18  |
| <b>G.K.</b>          | : L - 33 to 37  |
| <b>Computer</b>      | : Topic - MS Paint and its Tools.<br>Practical - MS Paint + Tux Paint<br>One activity to be done.   |
| <b>Drawing</b>       | : X-mas Scene, Book Pg. : 36 - 40   |
| <b>Music</b>         | : Oral : Learn sawars singing - Sawars  |
| <b>Moral Science</b> | : L - 10, Activity - Complete the annual<br>chart of good deeds.  |
| <b>Edu. Sports</b>   |   |

### SKILL ASSESSMENT - II (Contd.)

|                 |  |
|-----------------|--|
| <b>English</b>  | : Cross Word (based on vocabulary words) +<br>Notebook checking                |
| <b>Hindi</b>    | : वर्ग पहेली + Notebook checking   |
| <b>Maths</b>    | : Story sums + Notebook checking   |
| <b>E.V.S.</b>   | : 1. Hands on Practicals + Viva (Germination of Seeds)<br>2. Notebook checking |
| <b>G.K.</b>     | : 1. Activity (Based on Traffic Signs and Rules)<br>2. Book Checking           |
| <b>Computer</b> | : Practical + Viva (MS Paint)  |
| <b>Punjabi</b>  | : 1. Activity (ਵਰਣਮਾਲਾ ਦੀ ਕੋਈ ਸਤਰ)<br>2. Notebook Checking                     |

*Important Days* : *Spell Bee*  
(11-02-2017)

## - Revision of Syllabus of January - February

*Important Days* : Final Assessment  
Result  
Meet + Greet Session

## LAB ACTIVITIES

| ENGLISH  | MATHS  | E.V.S.                                       |
|--|--|--|
| APRIL : Level 0, Unit 5, Activity 1 and Activity 3<br>Listen to the sound and choose the correct block.  | APRIL : 1. To study & draw some shapes.<br>2. To study odd one out with different objects. | APRIL : Things we use to make ourself clean. |
| MAY : Level 1, Unit 1, Activity 1 and Activity 2<br>Look at the picture, hear the sound and put the block showing 1st letter of the picture.                     | MAY : 1. To study the concept of same colour.<br>2. To study the concept of same size.     | MAY : Use of sense organs.                   |
| JULY : Level 1, Unit 1, Activity 3 and Activity 4<br>Look at the pictures and by putting 1st letter of each picture, make a new word.                            | JULY : 1. To study addition - Expression, Equation and Graph.                              | JULY : Nutritious Value.                     |
| AUGUST : Level 1, Unit 2, Activity 2 and Activity 4<br>Look at the given pictures and by putting 1st letter of each picture make a new word.                     | AUGUST : 1. To study subtraction - Expression, Equation and Graph.                         | AUGUST : Tying of Shoe laces.                |
| SEPT. : Level 1, Unit 3 (Act. 5), Unit 4 (Act. 4)<br>Rearrange letters and find the correct word, Match the word with picture and choose the correct number.     | SEPT. : 1. To study positions (Numeric sequence)   | SEPT. : Visit to BCM Arya's Botanical Garden |
| OCT. : Level 1, Unit 5 (Act. 1 and Act. 5)<br>*Rearrange letters and find the word<br>* Read the word and put the block within time limit                        | OCT. : 1. To draw position game.   | OCT. : Neighbourhood watch.                  |
| NOV. : Level 1, Unit 5, Act. 2<br>* Pick the block that has same letter on the ticket and put on the panel within time.  | NOV. : 1. To study relative positions.   | NOV. : Things we get from plants.            |
| DEC. : Level 1, Unit 6 - Act.1 and Act. 2<br>* Look at the pictures and by putting 1st letter of each pictures make a new word. Match the picture with a number. | DEC. : 1. To study order of events (Before / After / Between)                              | DEC. : Animal Kingdom.                       |
| JAN. : Level 1, Unit 7, Act. 1 and Act. 2<br>Make a new word with the help of 1st letter of the pictures.  | JAN. : 1. To study patterns.<br>2. To study Time   | JAN. : Sink and Float.                       |
| FEB. : Story Teller (Poem) , Act. 3  | FEB. : 1. To study Time. (contd.)  | FEB. : Air occupies space.                   |

